

SINCE 1908
wessels
 company

SUBMITTAL

TYPE: NLA ASME PRESSURIZED EXPANSION TANKS FOR HEATING & COOLING SYSTEMS

MODELS: NLA 35 TO NLA 800L

Submittal Sheet No. N-3350A

Date: 12-02

JOB _____ Unit Tag No. _____ Engineer _____ Contractor _____	Wessels Representative _____ _____ _____ Order No. _____ Date _____ Submitted By _____ Date _____ Approved By _____ Date _____
---	---

DESCRIPTION

Wessels Type NLA Tanks are ASME removable bladder type pre-charged expansion tanks. They are designed to absorb the expansion forces and control the pressure in heating/cooling systems. The system's expanded water (fully compatible with water/glycol mixtures) is contained in a heavy-duty bladder preventing tank corrosion and waterlogging problems. NLA expansion tanks reduce tank sizes up to 80%.

CONSTRUCTION

Shell: Carbon Steel
 Bladder: Heavy duty butyl

PERFORMANCE LIMITATIONS

Maximum Design Temperature: 240°F
 Maximum Design Pressure: 125 PSIG*

*200 & 250 PSIG available

SCHEDULE

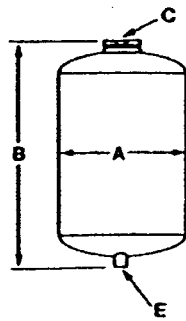
Model Number	Tank Volume Gallons	Tank Acceptance Gallons	Tagging Information	Quantity
NLA 35	10	10		
NLA 50	13	13		
NLA 85	23	23		
NLA 130	35	35		
NLA 200	53	53		
NLA 300	79	79		
NLA 400	106	106		
NLA 500	132	132		
NLA 600	158	158		
NLA 800L	211	211		

TYPICAL SPECIFICATION

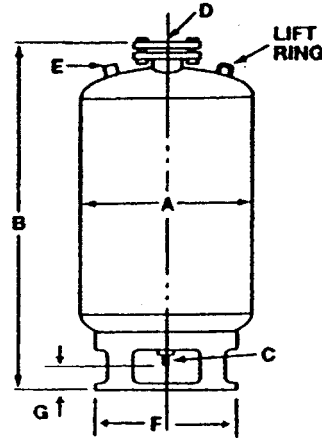
Furnish and install as shown on plans a _____ gallon _____" diameter X _____" (high) pre-charged steel expansion tank with heavy-duty butyl rubber bladder. The tank shall have NPT system connections and a .302"-32 charging valve connection (standard tire valve) to facilitate the on-site charging of the tank to meet system requirements. The tank must be constructed in accordance with most recent addition of Section VIII of the ASME Boiler and Pressure Vessel Code.

Each tank shall be Wessels model number NLA _____ or approved equal.

ASME EXPANSION TANKS - PRESSURIZED



NLA 35 and NLA 50




NLA 85 thru NLA 800L

DIMENSIONS & WEIGHTS

Model Number	Dimensions in Inches							Approx. Ship Wt (lbs)
	A	B	System Connection		Charging Valve	F	G	
			C	D	E			
NLA 35	12"	25"	3/4"	-	.302" -32NC	-	-	40
NLA 50	14"					-	-	50
NLA 85	16"	37"	1"	1/2"		12"	5 1/2"	90
NLA 130	20"					16"		125
NLA 200	24"	43"	1 1/2"	3/4"		20"	5 1/4"	210
NLA 300		55"				225		
NLA 400	30"	49"	1 1/2"	3/4"		24"	5 1/4"	300
NLA 500		57"				335		
NLA 600		65"				360		
NLA 800L		76"				475		

Note: Tanks are factory pre-charged at 12 psi and field adjustable.
California code-sight glass available on request.

Note: On models NLA 85 thru NLA 800L both top and bottom connections (C and D) access the bladder.



SINCE 1908
wessels
company

101 TANK ST • GREENWOOD, IN 46143 • (317) 888-9800 • (317) 888-9988 FAX • www.westank.com